



Air Cargo Solutions With
Speed, Flexibility & Precision

AIRCRAFT CONFIGURATION AND LOADING SPECIFICATIONS

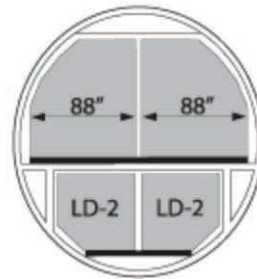
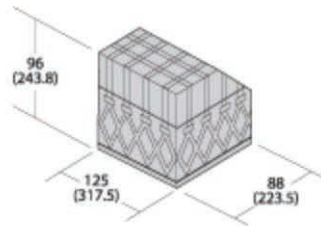
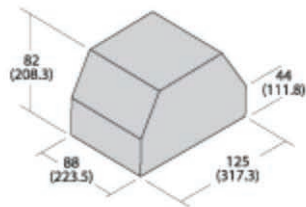
CONFIGURATION A



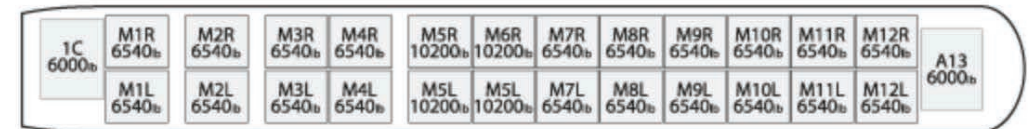
22 side-by-side A2 modified containers + two transverse A2 containers

- (22) 88" X 125" X 96" Commercial ULDs - 11,044 ft³
- (2) 88" X 125" X 82" Standard A2 ULDs - 864 ft³

TOTAL Main Deck Volume - 11,908 ft³



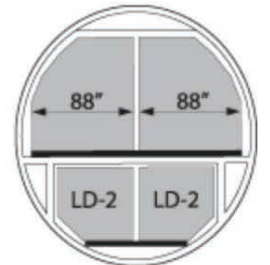
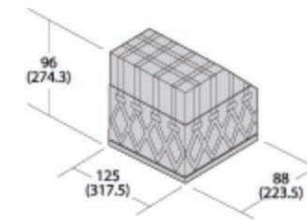
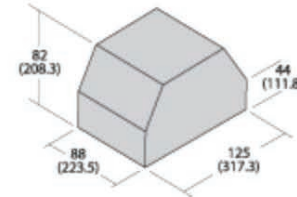
CONFIGURATION B



24 side-by-side modified (military) containers 88" X 108"
+ two transverse A2 containers


- (24) 88" X 108" X 96" Military ULDs - 10,392 ft³
- (2) Contoured 88" X 108" X ULDs - 864 ft³

TOTAL Main Deck Volume - 11,256 ft³



AIRCRAFT CONFIGURATION AND LOADING SPECIFICATIONS

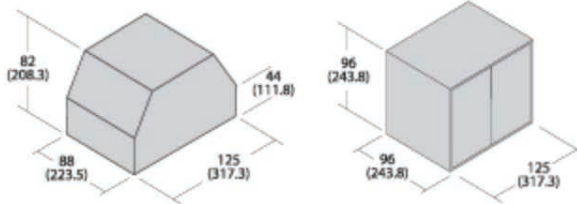
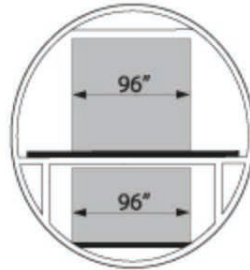
CONFIGURATION C




11 Longitudinal ULD's (M1) 96" X 125" + two transverse A2 containers

- (11) 96" X 125" X 96" ULDs - 6,809 ft³
- (2) 88" X 125" X 82" Standard A2 ULDs - 864 ft³

TOTAL Main Deck Volume - 7,673 ft³



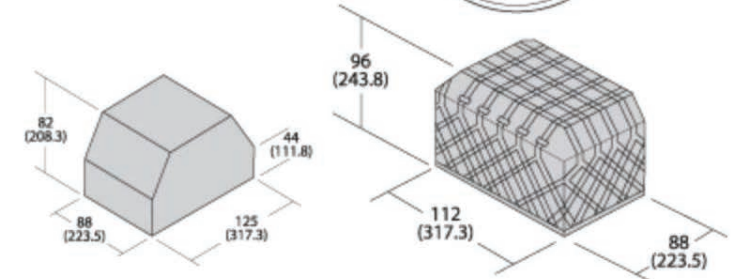
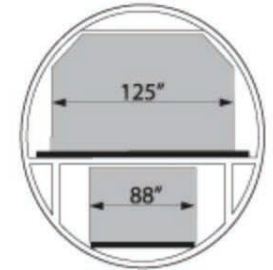
CONFIGURATION D



16 Transverse 88" X 125" ULD's + two transverse A2 containers


- (15) 88" X 125" X 96" ULDs - 8,280 ft³
- (2) 88" X 125" X 82" Standard A2 ULDs - 864 ft³

TOTAL Main Deck Volume - 9,144 ft³



AIRCRAFT CONFIGURATION AND LOADING SPECIFICATIONS

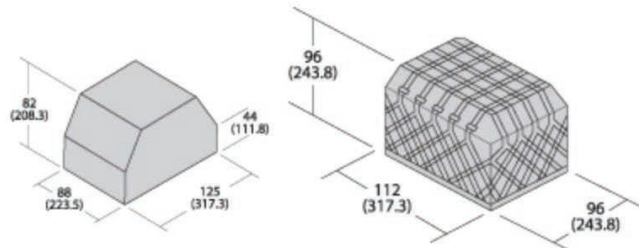
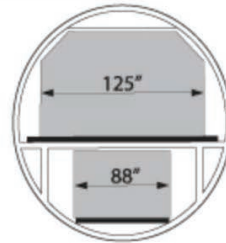
CONFIGURATION E




14 Transverse 96" X 125" ULD's + two transverse A2 containers

- (14) 96" X 125" X 96" ULDs - 8,832 ft³
- (2) 88" X 125" X 82" Standard A2 ULDs - 864 ft³

TOTAL Main Deck Volume - 9,696 ft³



CONFIGURATION G

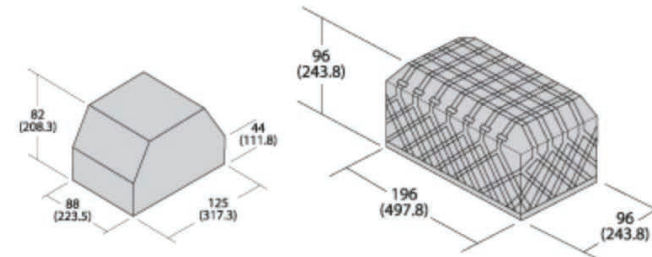
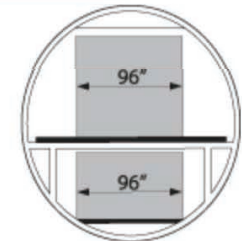


C1 15000b One CF6-80A2 engine in Position

5 longitudinal 16' ULD's 96" X 196" X 96" + two transverse A2 containers

- (5) 96" X 196" X 96" ULDs - 5,225 ft³
- (2) 88" X 125" X 82" Standard A2 ULDs - 864 ft³

TOTAL Main Deck Volume - 6,089 ft³

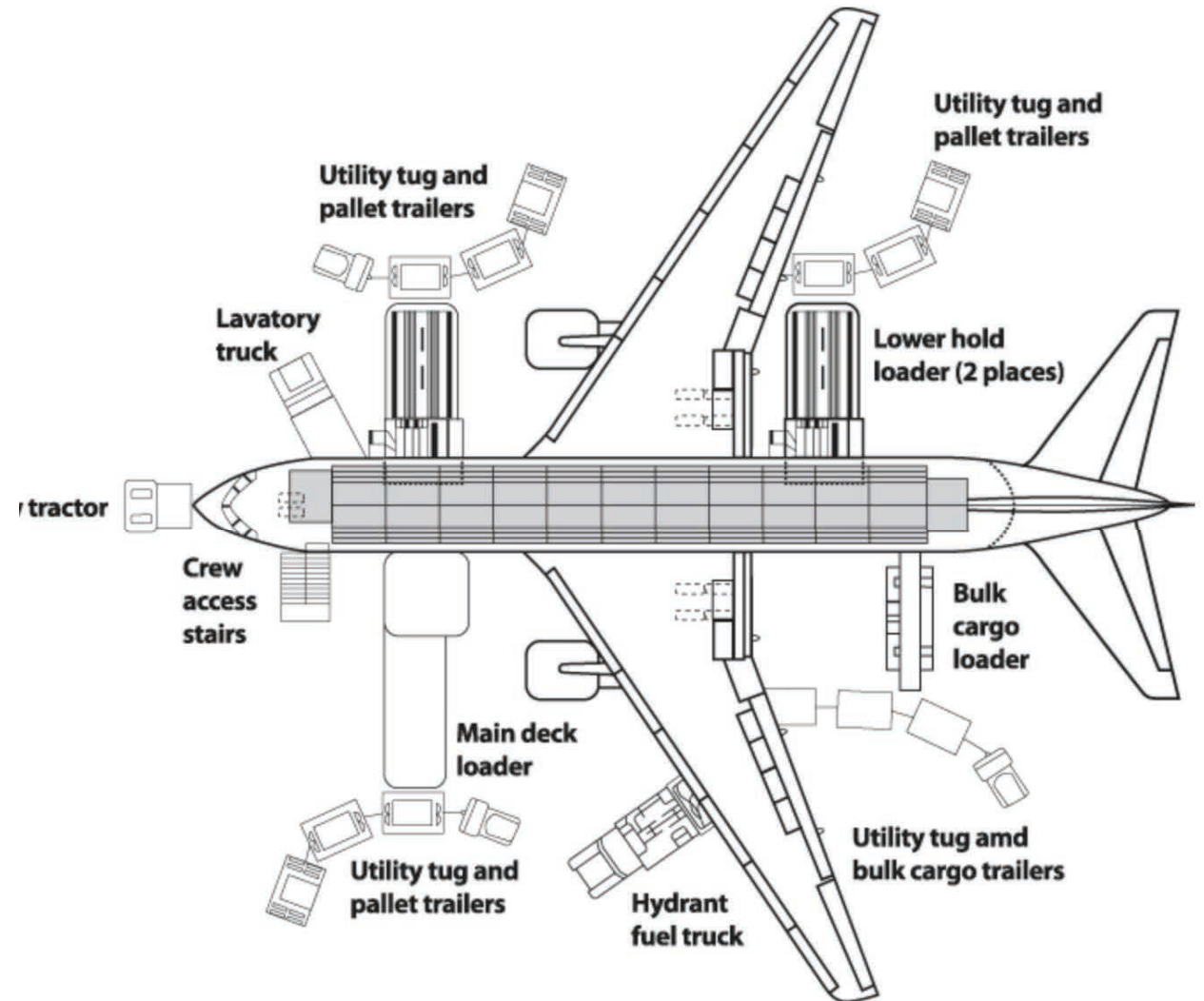


AIRCRAFT CONFIGURATION AND LOADING SPECIFICATIONS

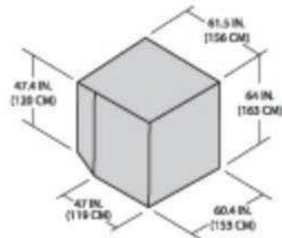
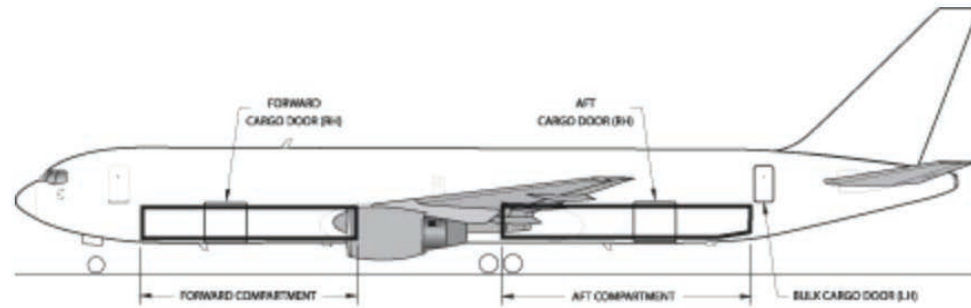
MAIN DECK COMPARTMENT ALLOWABLE PACKAGES SIZES - SIDE CARGO DOOR

HEIGHT INCHES ↓	WIDTH - INCHES												
	10	20	30	40	50	60	70	80	90	100	110	120	130
	LENGTH - INCHES												
103	247 ^[a]	213 ^[a]	191 ^[a]	172 ^[a]	155 ^[a]	139 ^[a]	118 ^[a]	80	80	80	80	80	80
101	268 ^[a]	233 ^[a]	206 ^[a]	194 ^[a]	165 ^[a]	150 ^[a]	131 ^[a]	105 ^[a]	88	88	88	88	88
99	348 ^[a]	302 ^[a]	267 ^[a]	239 ^[a]	217 ^[a]	199 ^[a]	184 ^[a]	164 ^[a]	136 ^[a]	95	95	95	95
97	373 ^[a]	321 ^[a]	282 ^[a]	252 ^[a]	228 ^[a]	209 ^[a]	193 ^[a]	176 ^[a]	153 ^[a]	115 ^[a]	101	101	101
95	399 ^[a]	340 ^[a]	297 ^[a]	264 ^[a]	238 ^[a]	217 ^[a]	201 ^[a]	184 ^[a]	163 ^[a]	137 ^[a]	107	107	107
93	425 ^[a]	359 ^[a]	312 ^[a]	276 ^[a]	248 ^[a]	225 ^[a]	208 ^[a]	193 ^[a]	173 ^[a]	148 ^[a]	113	113	113
90	465 ^[a]	388 ^[a]	333 ^[a]	293 ^[a]	261 ^[a]	236 ^[a]	216 ^[a]	202 ^[a]	183 ^[a]	160 ^[a]	131 ^[a]	120	120
85	536 ^[a]	438 ^[a]	371 ^[a]	322 ^[a]	284 ^[a]	255 ^[a]	232 ^[a]	214 ^[a]	198 ^[a]	178 ^[a]	152 ^[a]	131	131
80	613 ^[a]	489 ^[a]	407 ^[a]	349 ^[a]	306 ^[a]	272 ^[a]	246 ^[a]	225 ^[a]	209 ^[a]	190 ^[a]	166 ^[a]	140	140
75	697 ^[a]	543 ^[a]	445 ^[a]	378 ^[a]	328 ^[a]	290 ^[a]	260 ^[a]	236 ^[a]	218 ^[a]	200 ^[a]	178 ^[a]	150 ^[a]	148
70	786 ^[a]	598 ^[a]	482 ^[a]	405 ^[a]	348 ^[a]	306 ^[a]	273 ^[a]	246 ^[a]	227 ^[a]	209 ^[a]	187 ^[a]	159 ^[a]	155
65	884 ^[a]	655 ^[a]	520 ^[a]	431 ^[a]	369 ^[a]	322 ^[a]	286 ^[a]	257 ^[a]	235 ^[a]	217 ^[a]	196 ^[a]	169 ^[a]	161
60	986 ^[a]	711 ^[a]	556 ^[a]	457 ^[a]	387 ^[a]	335 ^[a]	297 ^[a]	266 ^[a]	244 ^[a]	223 ^[a]	201 ^[a]	173 ^[a]	166
55	1155 ^[a]	795 ^[a]	605 ^[a]	489 ^[a]	410 ^[a]	352 ^[a]	309 ^[a]	277 ^[a]	249 ^[a]	227 ^[a]	207 ^[a]	179 ^[a]	171
0-46	1264 ^[a]	845 ^[a]	634 ^[a]	507 ^[a]	422 ^[a]	361 ^[a]	315 ^[a]	280 ^[a]	251 ^[a]	228 ^[a]	210 ^[a]	181 ^[a]	177

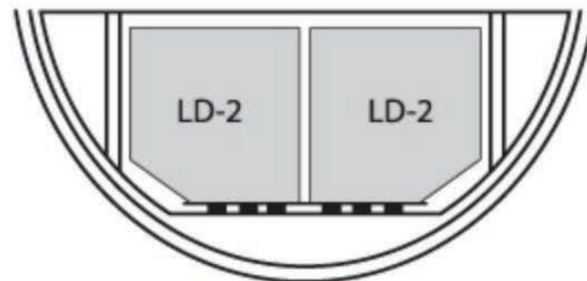
[a] Packages that are rotated through the door.



AIRCRAFT CONFIGURATION AND LOADING SPECIFICATIONS

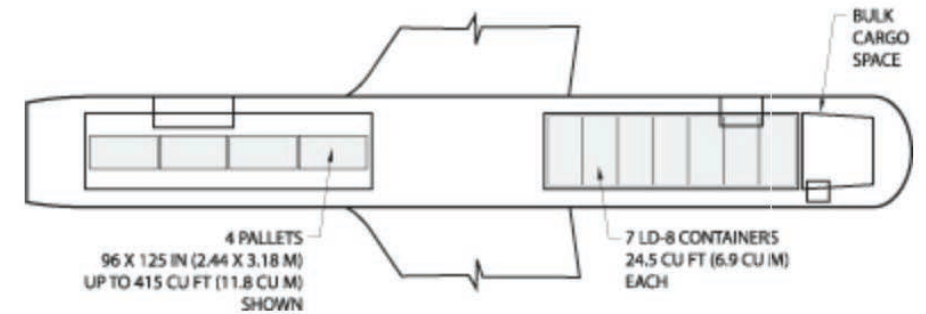
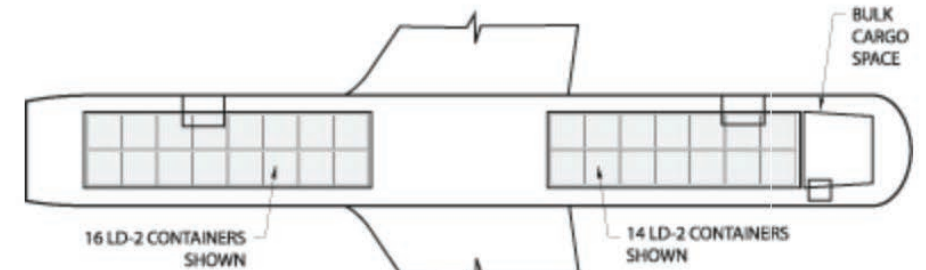
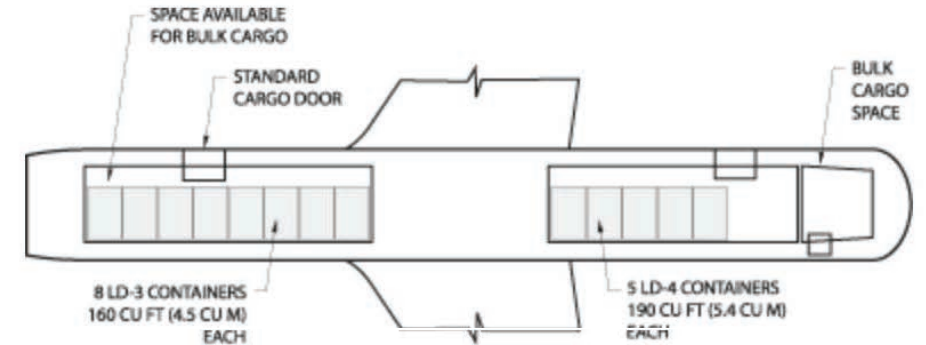


LD-2 DATA:
 CONTAINER WEIGHT – 150 LB (68 KG)
 LOADED WEIGHT – 2,700 LB (1,220 KG)
 VOLUME – 120 CU FT (3.45 CU M)



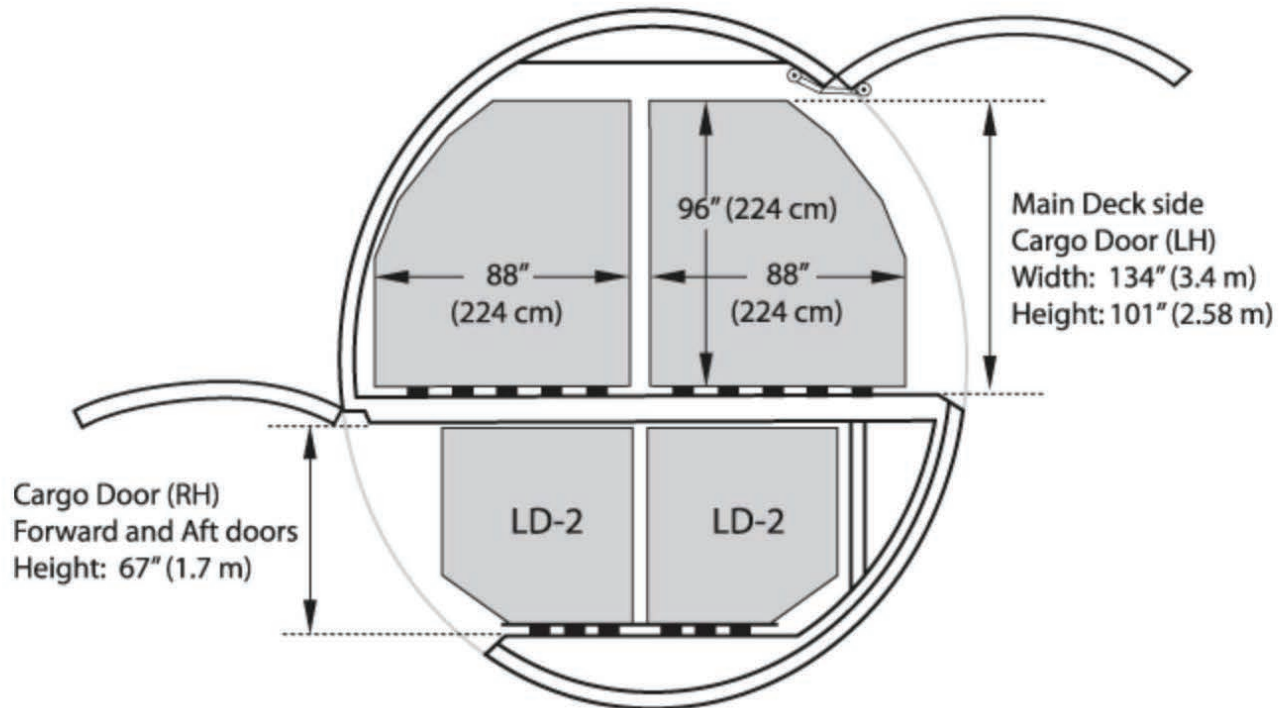
		FWD COMPARTMENT		AFT COMPARTMENT		TOTAL
		16 LD-2 CONTAINERS	14 LD-2 CONTAINERS	BULK CARGO		
VOLUME	CUBIC FEET	1,920	1,680	430	4,030	
	CUBIC METERS	54.4	47.6	12.2	114.2	

LOWER CARGO COMPARTMENTS – LD-2 CONTAINERS AND BULK CARGO

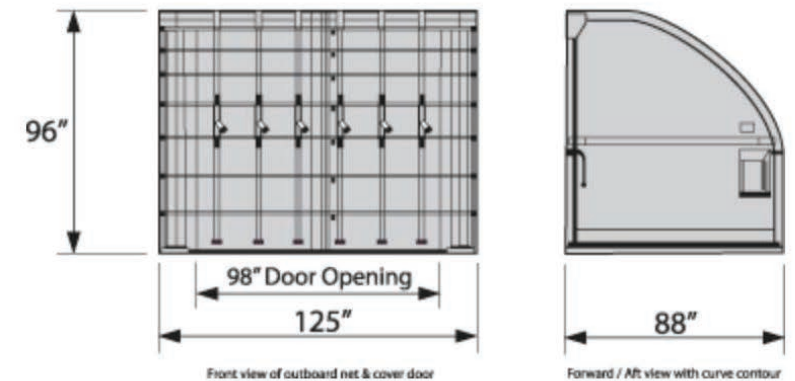


AIRCRAFT CONFIGURATION AND LOADING SPECIFICATIONS

B767-200ER / B767-300ER Cross Section

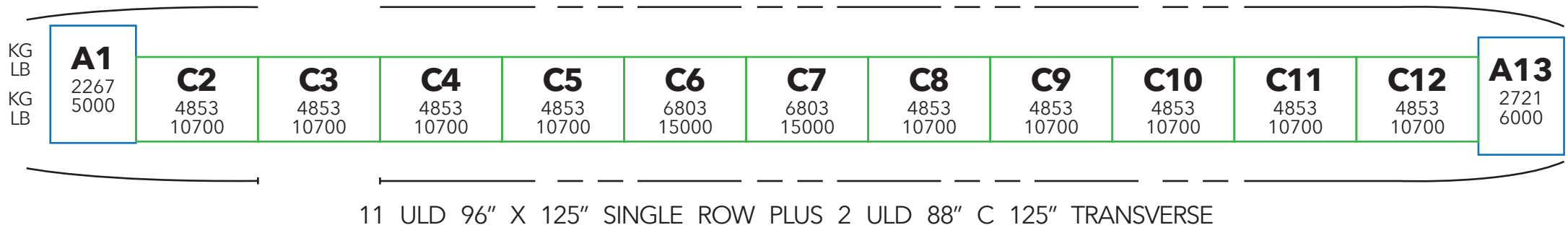
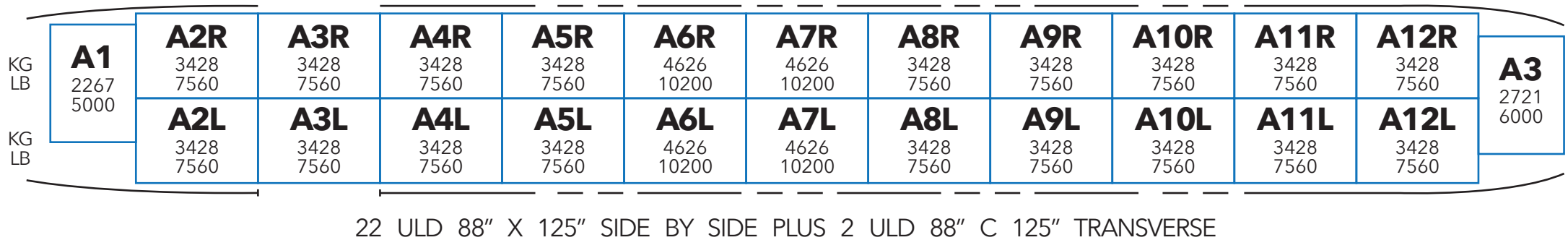


A-1 / AAX Container

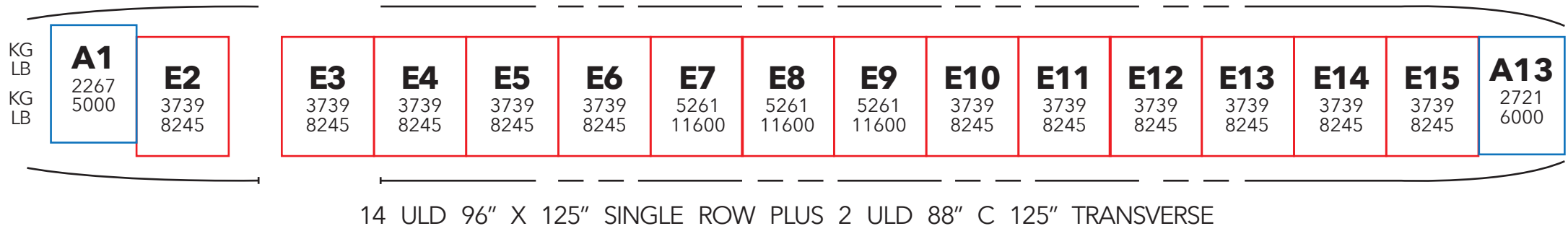
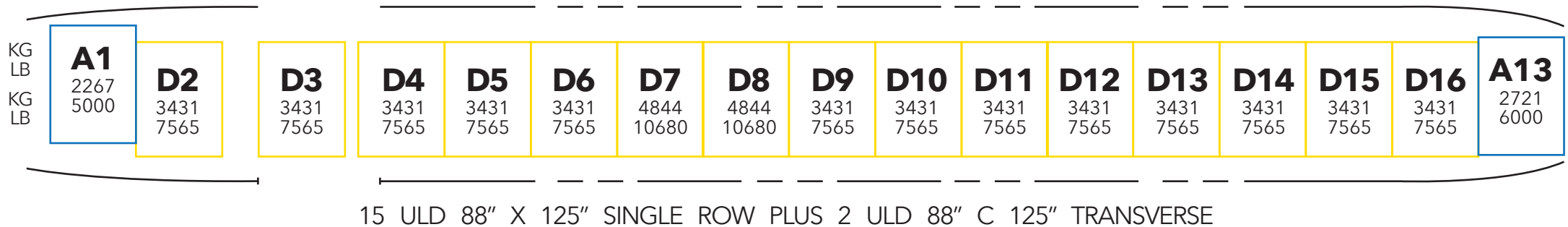


Capability of carrying one CF6-80A2 engine in the first position aft of the MDCD
Perishable carriage Capability

AIRCRAFT CONFIGURATION AND LOADING SPECIFICATIONS



AIRCRAFT CONFIGURATION AND LOADING SPECIFICATIONS



FOR LOADING LIMITATIONS REFER TO WEIGHT AND BALANCE MANUAL

AIRCRAFT CONFIGURATION AND LOADING SPECIFICATIONS

B767-300ER TECHNICAL SPECIFICATIONS

MAXIMUM PAYLOAD:

127,000 LBS (57,606 KG)

TOTAL VOLUME:

15,468 CU FT

MAIN DECK:

11,900 CU FT

CONTAINER POSITIONS: 24

LOWER DECK:

3,568 CU FT

CONTAINER POSITIONS: 7

ENGINE MAXIMUM THRUST:

GENERAL ELECTRIC

CF6-80C2B6/B7

60,030 LBS (27,236 KG)

MAXIMUM FUEL CAPACITY:

159,706 LBS (72,441 KG)

MAXIMUM TAKEOFF WEIGHT:

412,000 LBS (186,880 KG)

MAXIMUM RANGE WITH MAX PAYLOAD:

3,500 NM (6,482 KM)

TYPICAL CRUISE

SPEED:

MACH 0.80

WINGSPAN:

156 FT 1 IN (47.58 M)

OVERALL LENGTH:

180 FT 3 IN (54.9 M)

TAIL HEIGHT:

52 FT (15.84 M)

CONTACT US

charters@sunriseaircargo.com

+1 305 686 4110



Send us:

- Origin & destination
- Cargo details
- Weight & dimensions
- Required date

24/7 Charter Desk | Miami HQ



SUNRISE

AIR CARGO