




Air Cargo Solutions With
Speed, Flexibility & Precision

AIRCRAFT CONFIGURATION AND LOADING SPECIFICATIONS

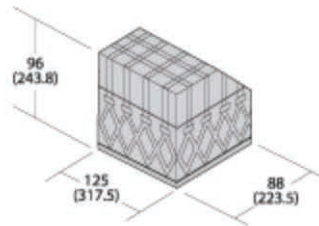
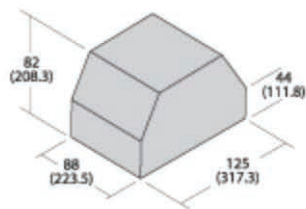
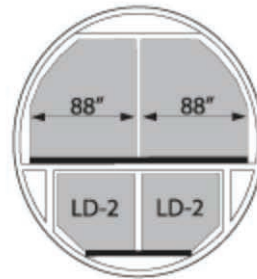
CONFIGURATION A



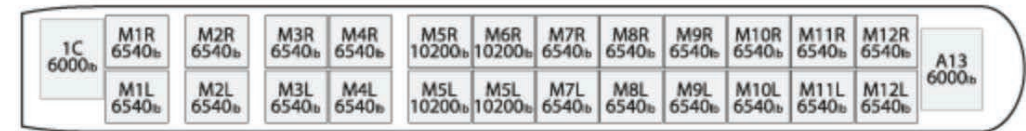
22 side-by-side A2 modified containers + two transverse A2 containers

- (22) 88" X 125" X 96" Commercial ULDs - 11,044 ft³
- (2) 88" X 125" X 82" Standard A2 ULDs - 864 ft³

TOTAL Main Deck Volume - 11,908 ft³



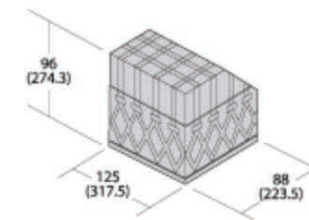
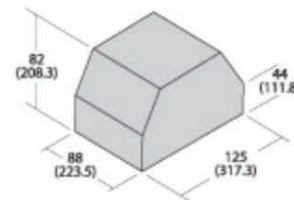
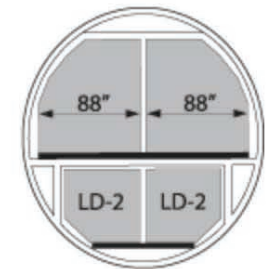
CONFIGURATION B



24 side-by-side modified (military) containers 88" X 108"
+ two transverse A2 containers


- (24) 88" X 108" X 96" Military ULDs - 10,392 ft³
- (2) Contoured 88" X 108" X ULDs - 864 ft³

TOTAL Main Deck Volume - 11,256 ft³



AIRCRAFT CONFIGURATION AND LOADING SPECIFICATIONS

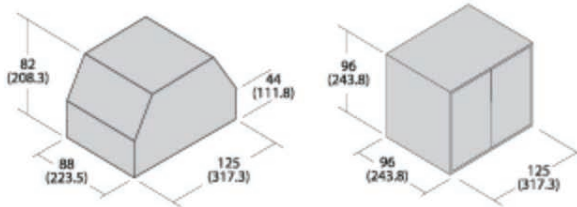
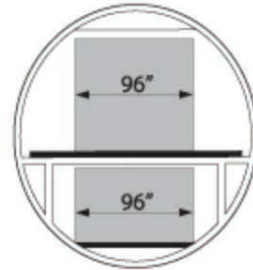
CONFIGURATION C




11 Longitudinal ULD's (M1) 96" X 125" + two transverse A2 containers

- (11) 96" X 125" X 96" ULDs - 6,809 ft³
- (2) 88" X 125" X 82" Standard A2 ULDs - 864 ft³

TOTAL Main Deck Volume - 7,673 ft³



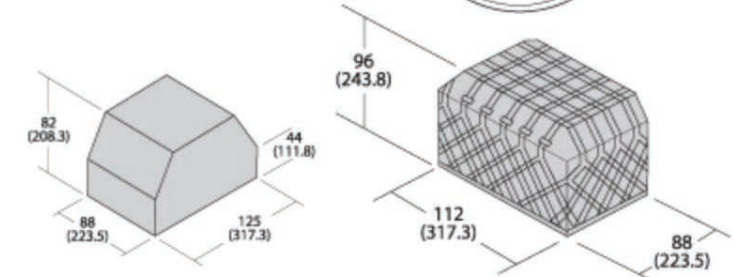
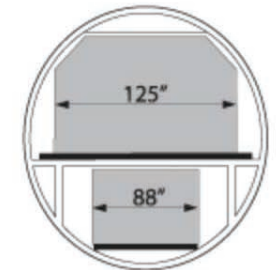
CONFIGURATION D



16 Transverse 88" X 125" ULD's + two transverse A2 containers

- (15) 88" X 125" X 96" ULDs - 8,280 ft³
- (2) 88" X 125" X 82" Standard A2 ULDs - 864 ft³

TOTAL Main Deck Volume - 9,144 ft³

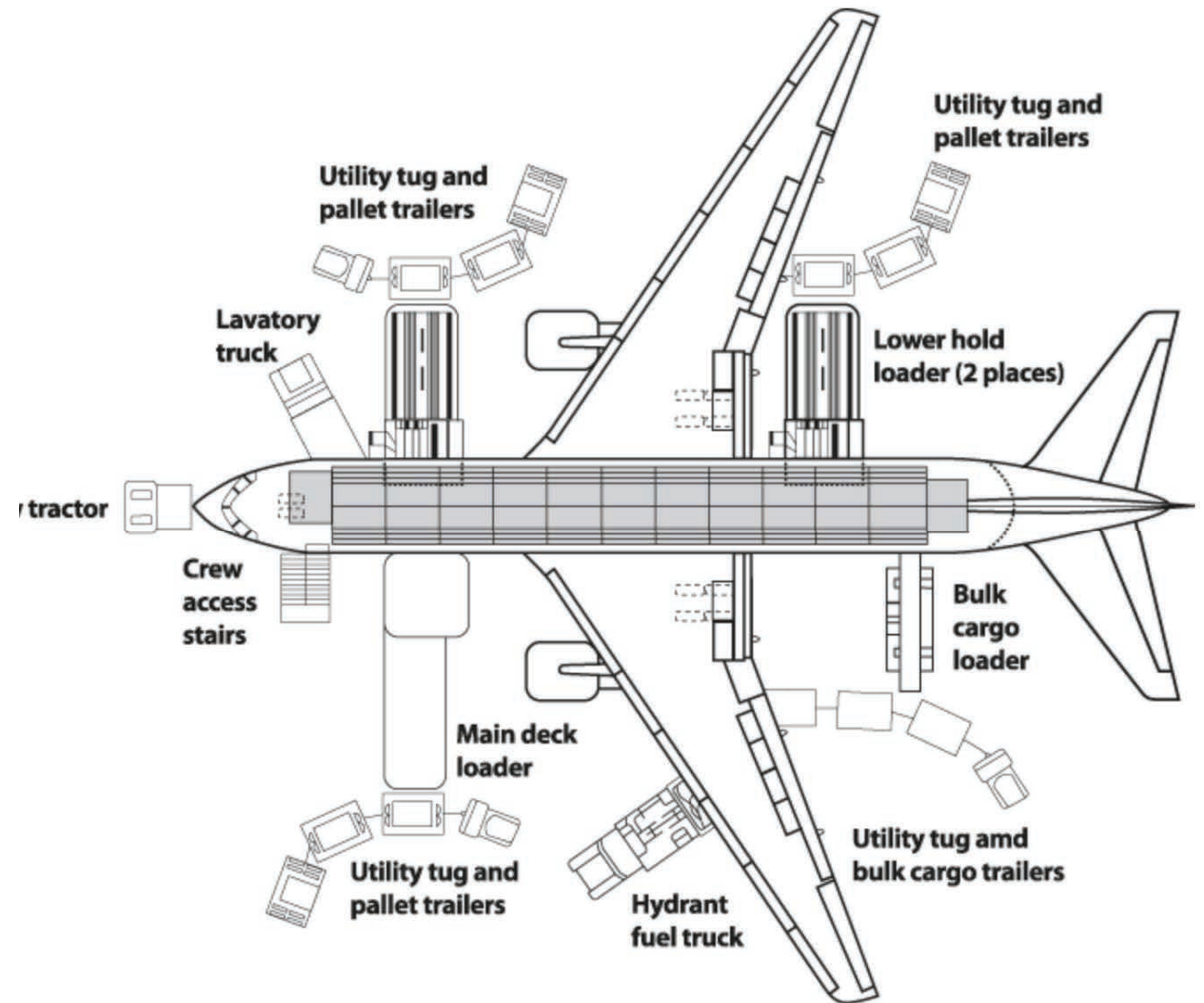


AIRCRAFT CONFIGURATION AND LOADING SPECIFICATIONS

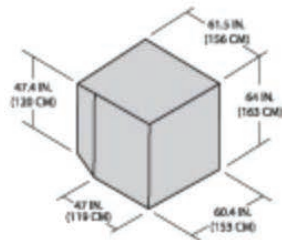
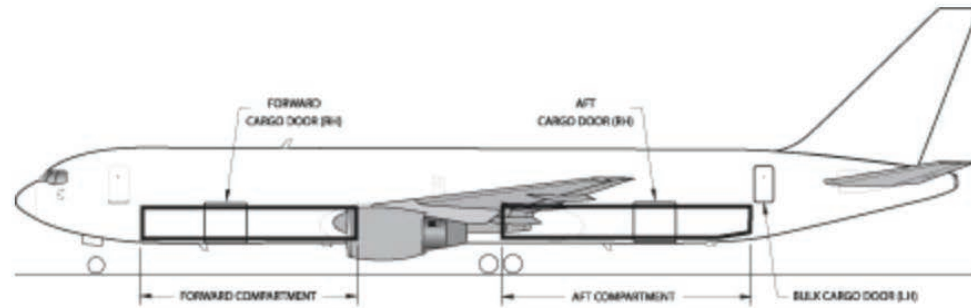
MAIN DECK COMPARTMENT ALLOWABLE PACKAGES SIZES - SIDE CARGO DOOR

HEIGHT INCHES ↓	WIDTH - INCHES												
	10	20	30	40	50	60	70	80	90	100	110	120	130
	LENGTH - INCHES												
103	247 ^[a]	213 ^[a]	191 ^[a]	172 ^[a]	155 ^[a]	139 ^[a]	118 ^[a]	80	80	80	80	80	80
101	268 ^[a]	233 ^[a]	206 ^[a]	194 ^[a]	165 ^[a]	150 ^[a]	131 ^[a]	105 ^[a]	88	88	88	88	88
99	348 ^[a]	302 ^[a]	267 ^[a]	239 ^[a]	217 ^[a]	199 ^[a]	184 ^[a]	164 ^[a]	136 ^[a]	95	95	95	95
97	373 ^[a]	321 ^[a]	282 ^[a]	252 ^[a]	228 ^[a]	209 ^[a]	193 ^[a]	176 ^[a]	153 ^[a]	115 ^[a]	101	101	101
95	399 ^[a]	340 ^[a]	297 ^[a]	264 ^[a]	238 ^[a]	217 ^[a]	201 ^[a]	184 ^[a]	163 ^[a]	137 ^[a]	107	107	107
93	425 ^[a]	359 ^[a]	312 ^[a]	276 ^[a]	248 ^[a]	225 ^[a]	208 ^[a]	193 ^[a]	173 ^[a]	148 ^[a]	113	113	113
90	465 ^[a]	388 ^[a]	333 ^[a]	293 ^[a]	261 ^[a]	236 ^[a]	216 ^[a]	202 ^[a]	183 ^[a]	160 ^[a]	131 ^[a]	120	120
85	536 ^[a]	438 ^[a]	371 ^[a]	322 ^[a]	284 ^[a]	255 ^[a]	232 ^[a]	214 ^[a]	198 ^[a]	178 ^[a]	152 ^[a]	131	131
80	613 ^[a]	489 ^[a]	407 ^[a]	349 ^[a]	306 ^[a]	272 ^[a]	246 ^[a]	225 ^[a]	209 ^[a]	190 ^[a]	166 ^[a]	140	140
75	697 ^[a]	543 ^[a]	445 ^[a]	378 ^[a]	328 ^[a]	290 ^[a]	260 ^[a]	236 ^[a]	218 ^[a]	200 ^[a]	178 ^[a]	150 ^[a]	148
70	786 ^[a]	598 ^[a]	482 ^[a]	405 ^[a]	348 ^[a]	306 ^[a]	273 ^[a]	246 ^[a]	227 ^[a]	209 ^[a]	187 ^[a]	159 ^[a]	155
65	884 ^[a]	655 ^[a]	520 ^[a]	431 ^[a]	369 ^[a]	322 ^[a]	286 ^[a]	257 ^[a]	235 ^[a]	217 ^[a]	196 ^[a]	169 ^[a]	161
60	986 ^[a]	711 ^[a]	556 ^[a]	457 ^[a]	387 ^[a]	335 ^[a]	297 ^[a]	266 ^[a]	244 ^[a]	223 ^[a]	201 ^[a]	173 ^[a]	166
55	1155 ^[a]	795 ^[a]	605 ^[a]	489 ^[a]	410 ^[a]	352 ^[a]	309 ^[a]	277 ^[a]	249 ^[a]	227 ^[a]	207 ^[a]	179 ^[a]	171
0-46	1264 ^[a]	845 ^[a]	634 ^[a]	507 ^[a]	422 ^[a]	361 ^[a]	315 ^[a]	280 ^[a]	251 ^[a]	228 ^[a]	210 ^[a]	181 ^[a]	177

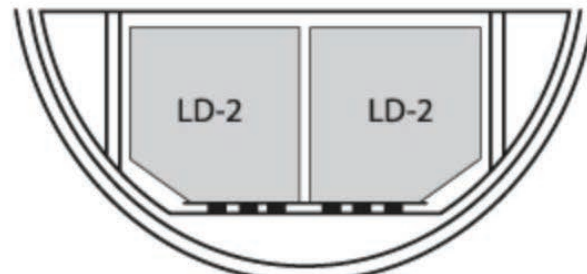
[a] Packages that are rotated through the door.



AIRCRAFT CONFIGURATION AND LOADING SPECIFICATIONS



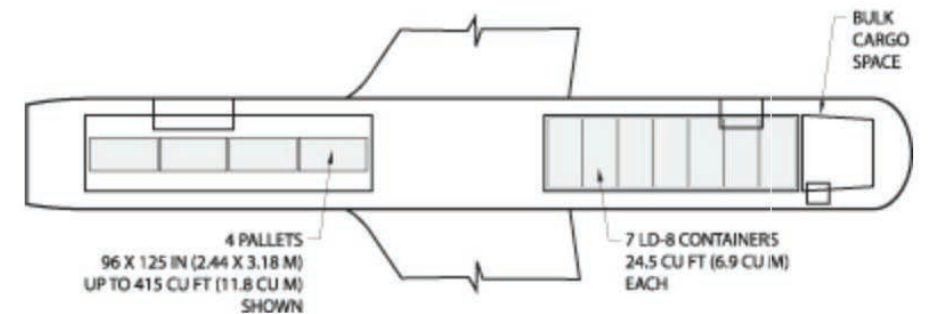
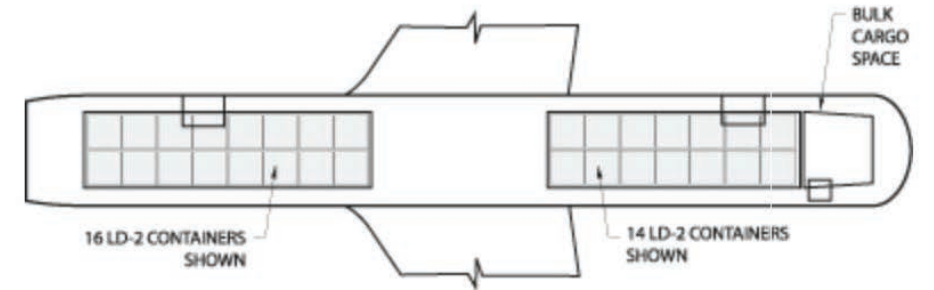
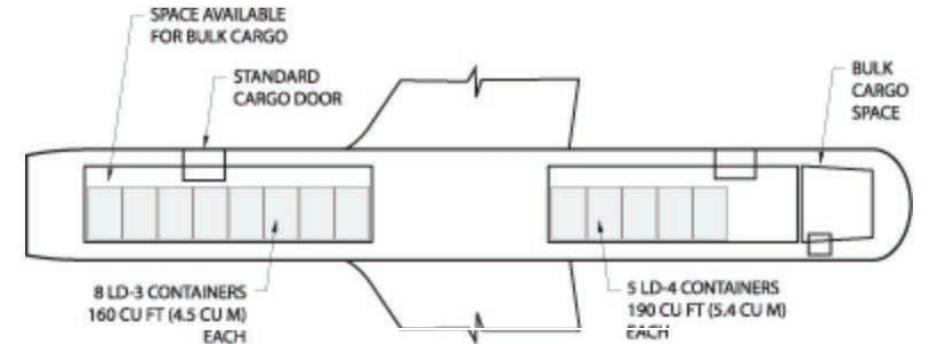
LD-2 DATA:
 CONTAINER WEIGHT - 150 LB (68 KG)
 LOADED WEIGHT - 2,700 LB (1,220 KG)
 VOLUME - 120 CU FT (3.45 CU M)



CROSS SECTION

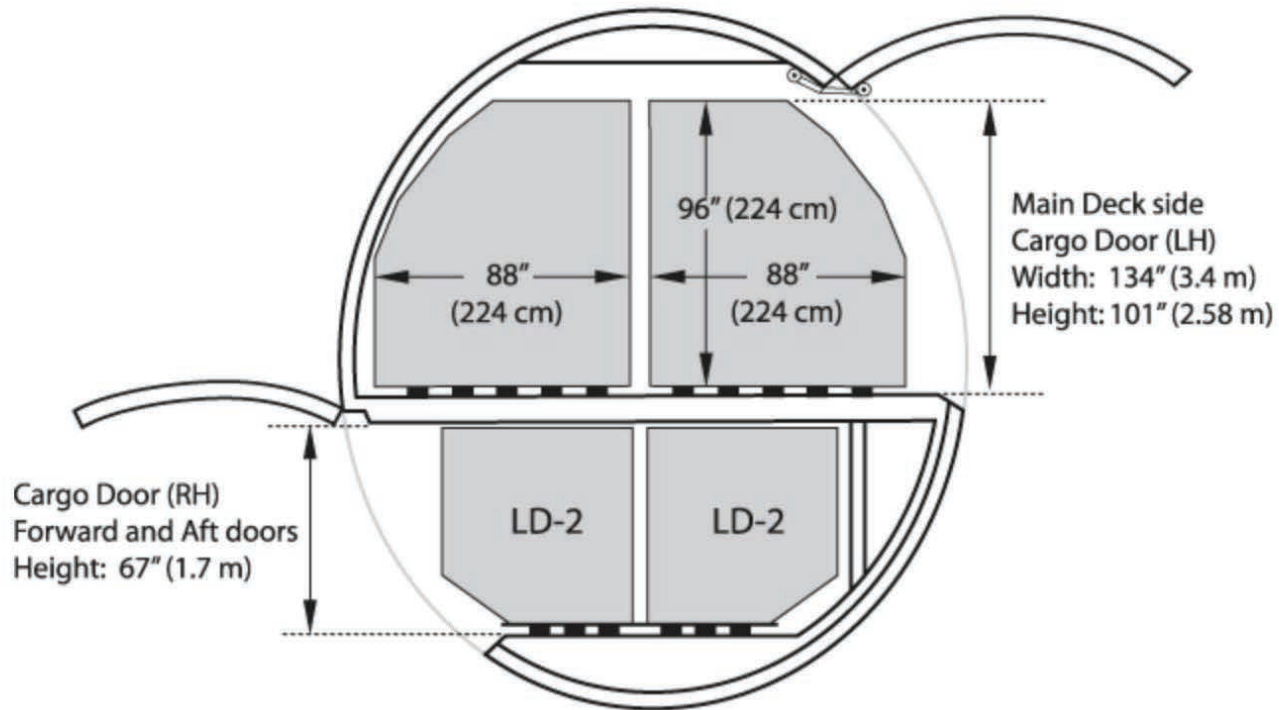
		FWD COMPARTMENT	AFT COMPARTMENT		TOTAL
		16 LD-2 CONTAINERS	14 LD-2 CONTAINERS	BULK CARGO	
VOLUME	CUBIC FEET	1,920	1,680	430	4,030
	CUBIC METERS	54.4	47.6	12.2	114.2

LOWER CARGO COMPARTMENTS - LD-2 CONTAINERS AND BULK CARGO

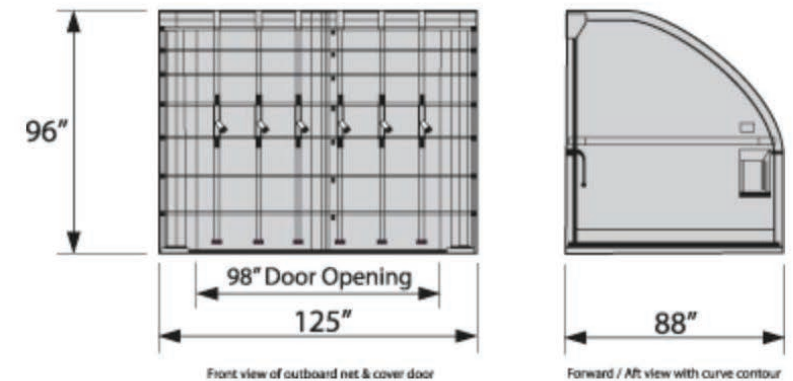


AIRCRAFT CONFIGURATION AND LOADING SPECIFICATIONS

B767-200ER / B767-300ER Cross Section



A-1 / AAX Container



Capability of carrying one CF6-80A2 engine in the first position aft of the MDCD
Perishable carriage Capability

AIRCRAFT CONFIGURATION AND LOADING SPECIFICATIONS

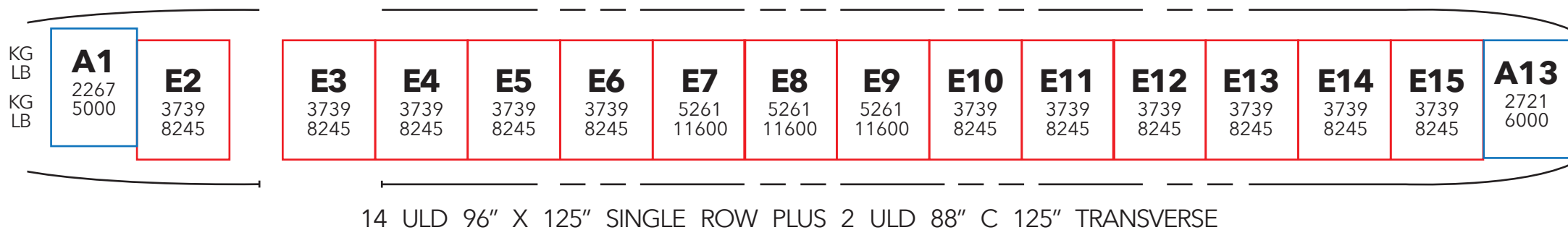
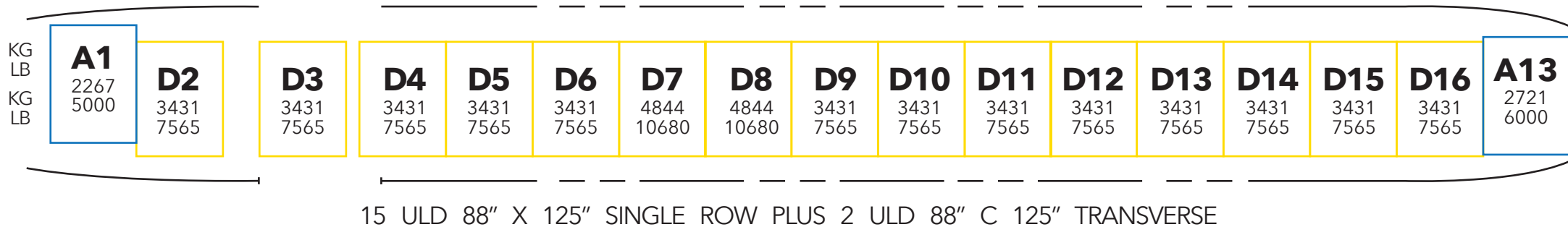
KG LB	A1 2267 5000	A2R 3428 7560	A3R 3428 7560	A4R 3428 7560	A5R 3428 7560	A6R 4626 10200	A7R 4626 10200	A8R 3428 7560	A9R 3428 7560	A10R 3428 7560	A11R 3428 7560	A12R 3428 7560	A3 2721 6000
		A2L 3428 7560	A3L 3428 7560	A4L 3428 7560	A5L 3428 7560	A6L 4626 10200	A7L 4626 10200	A8L 3428 7560	A9L 3428 7560	A10L 3428 7560	A11L 3428 7560	A12L 3428 7560	

22 ULD 88" X 125" SIDE BY SIDE PLUS 2 ULD 88" C 125" TRANSVERSE

KG LB	A1 2267 5000	C2 4853 10700	C3 4853 10700	C4 4853 10700	C5 4853 10700	C6 6803 15000	C7 6803 15000	C8 4853 10700	C9 4853 10700	C10 4853 10700	C11 4853 10700	C12 4853 10700	A13 2721 6000

11 ULD 96" X 125" SINGLE ROW PLUS 2 ULD 88" C 125" TRANSVERSE

AIRCRAFT CONFIGURATION AND LOADING SPECIFICATIONS



FOR LOADING LIMITATIONS REFER TO WEIGHT AND BALANCE MANUAL

AIRCRAFT CONFIGURATION AND LOADING SPECIFICATIONS

B767-300ER TECHNICAL SPECIFICATIONS

MAXIMUM PAYLOAD:
127,000 LBS (57,606 KG)

TOTAL VOLUME:
15,468 CU FT

MAIN DECK:
11,900 CU FT
CONTAINER POSITIONS: 24

LOWER DECK:
3,568 CU FT
CONTAINER POSITIONS: 7

ENGINE MAXIMUM THRUST:
GENERAL ELECTRIC
CF6-80C2B6/B7
60,030 LBS (27,236 KG)

MAXIMUM FUEL CAPACITY:
159,706 LBS (72,441 KG)

MAXIMUM TAKEOFF WEIGHT:
412,000 LBS (186,880 KG)

**MAXIMUM RANGE WITH
MAX PAYLOAD:**
3,500 NM (6,482 KM)

**TYPICAL CRUISE
SPEED:**
MACH 0.80

WINGSPAN:
156 FT 1 IN (47.58 M)

OVERALL LENGTH:
180 FT 3 IN (54.9 M)

TAIL HEIGHT:
52 FT (15.84 M)

CONTACT US

charters@sunriseaircargo.com
+1 305 686 4110



Send us:

- Origin & destination
- Cargo details
- Weight & dimensions
- Required date

24/7 Charter Desk | Miami HQ

